


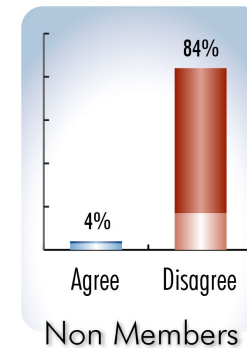
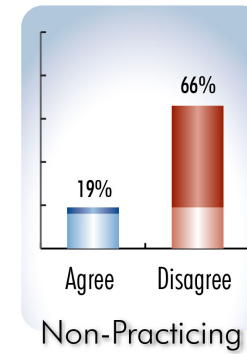
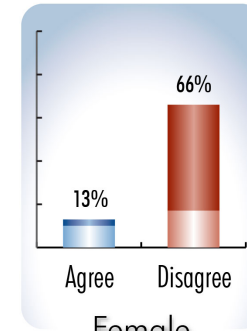
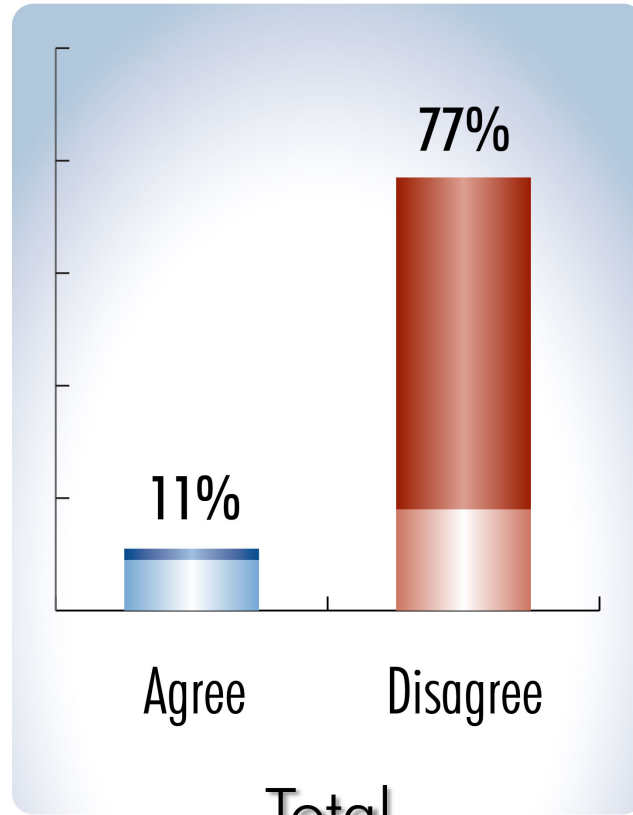
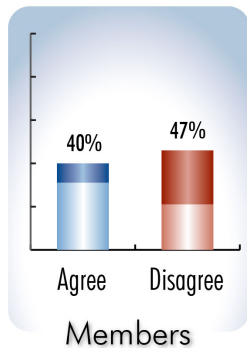
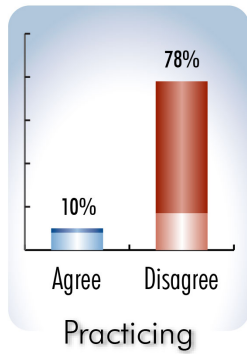
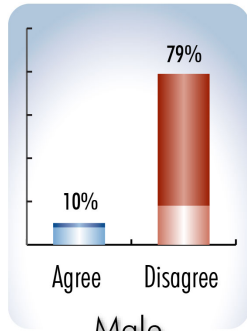


JACKSON
& COKER

Survey: Physician Opinions of the American Medical Association

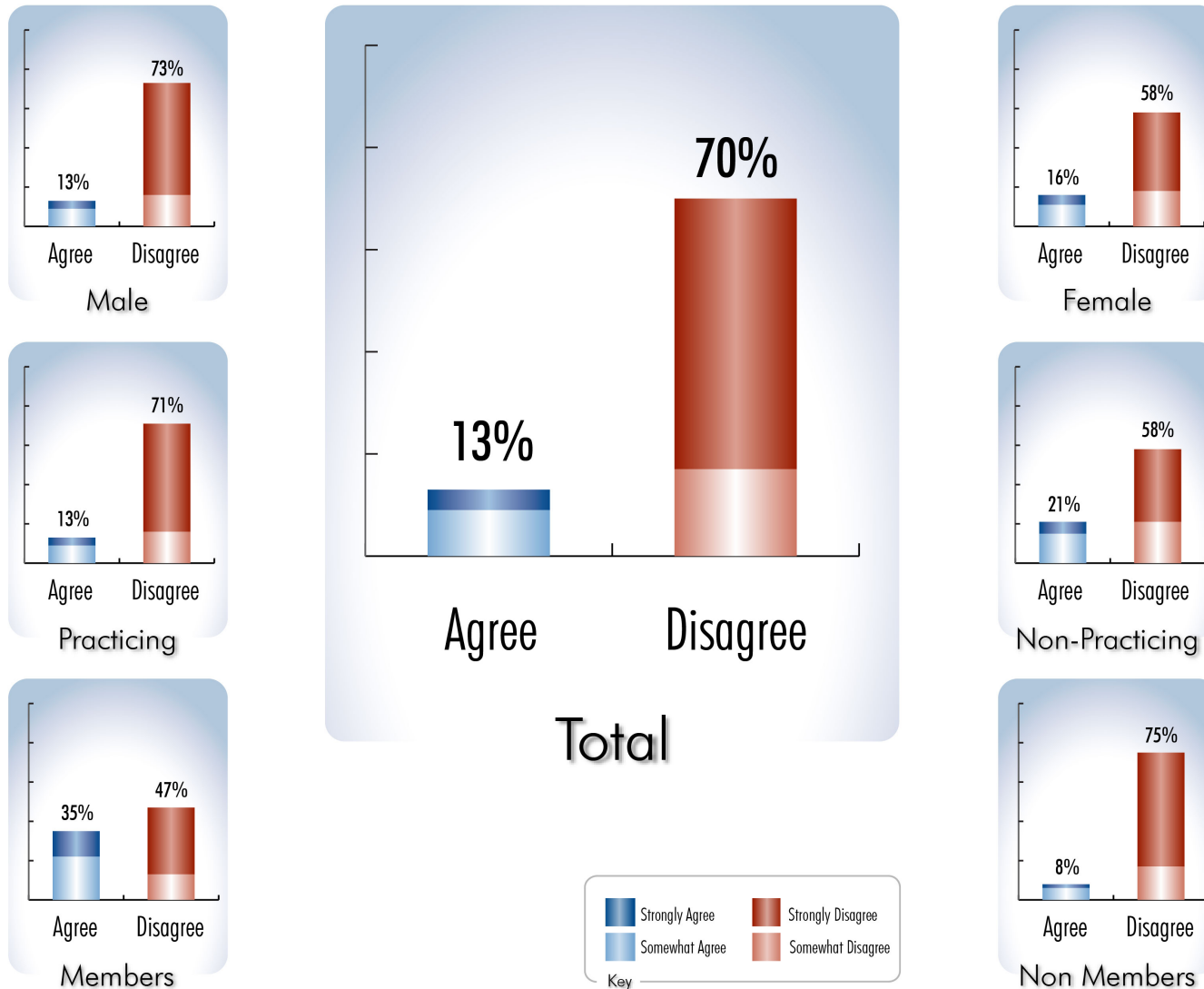
September 2011

“The AMA’s Stance and Actions Represent My Views”




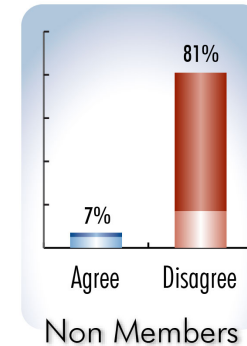
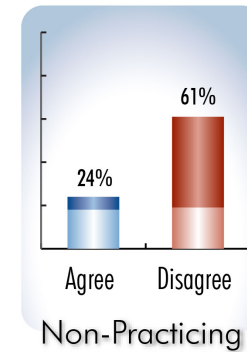
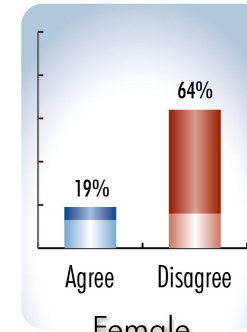
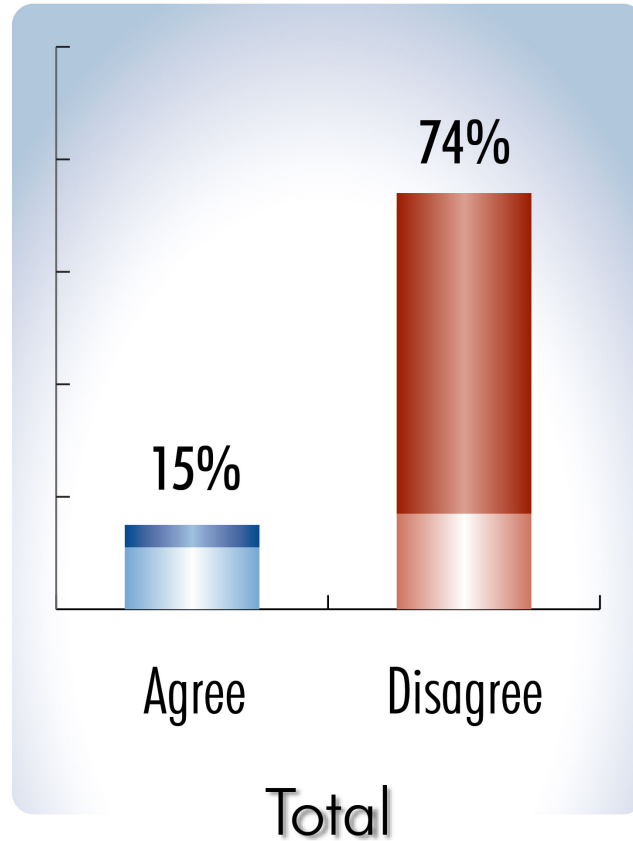
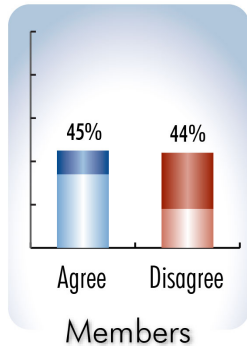
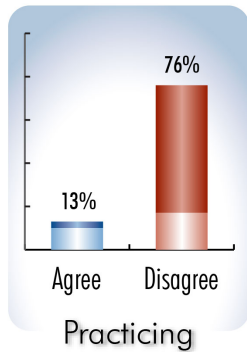
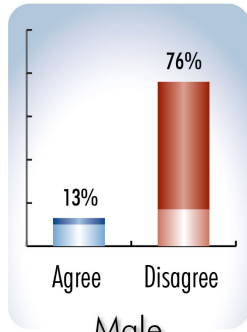
Physician respondents were presented with the above statement and asked to strongly agree/disagree, somewhat agree/disagree or remain neutral.

“I agree with the AMA’s Position on Health Reform”



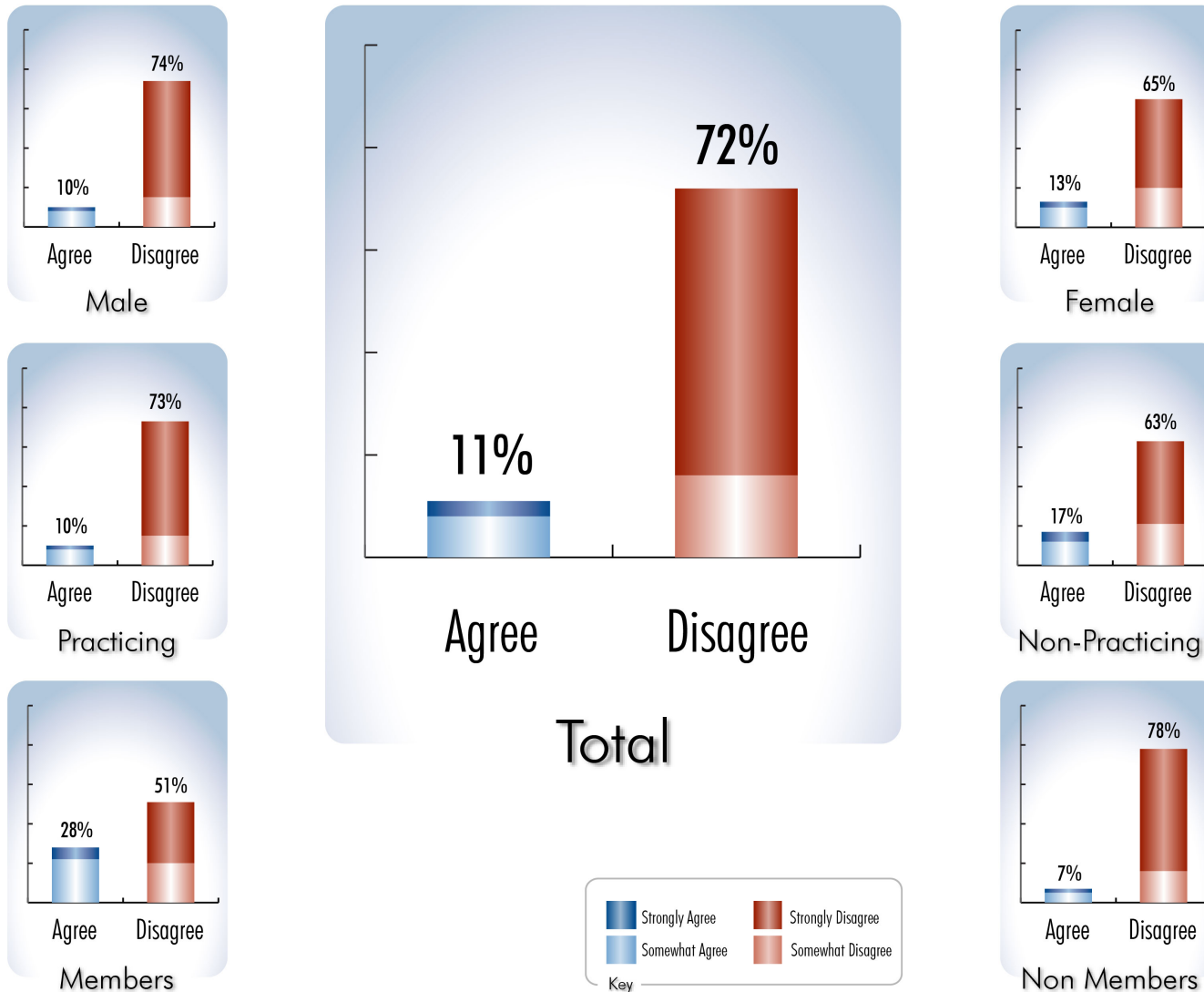
Physician respondents were presented with the above statement and asked to strongly agree/disagree, somewhat agree/disagree or remain neutral.

“The AMA is a successful advocate for physicians’ issues”



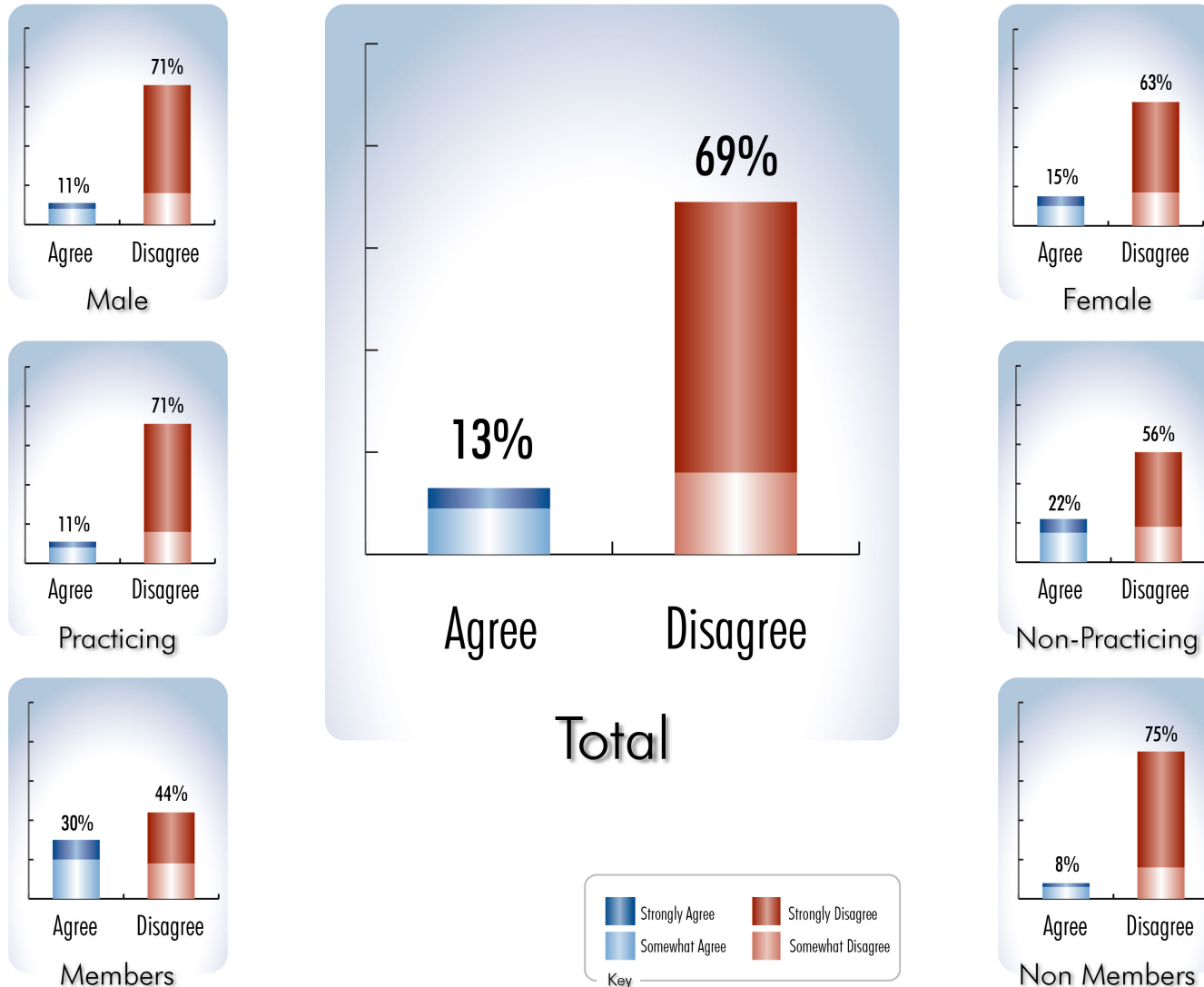
Physician respondents were presented with the above statement and asked to strongly agree/disagree, somewhat agree/disagree or remain neutral.

“The AMA is effective in lobbying for tort reform”




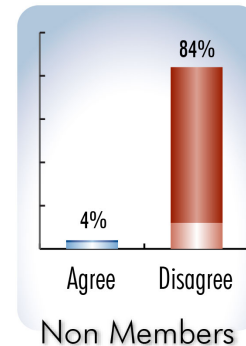
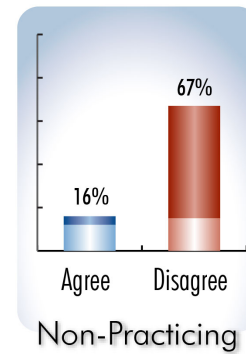
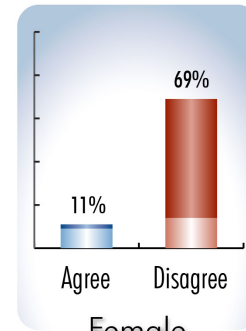
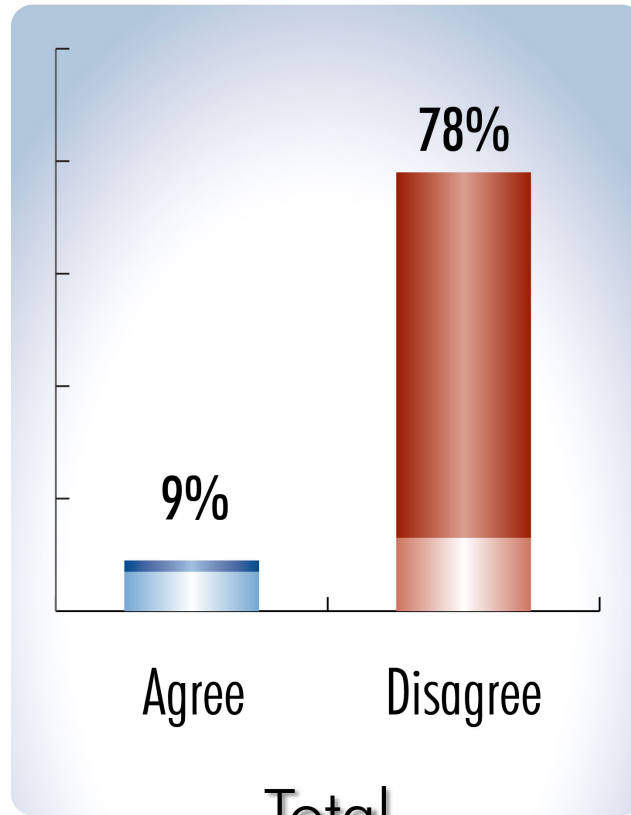
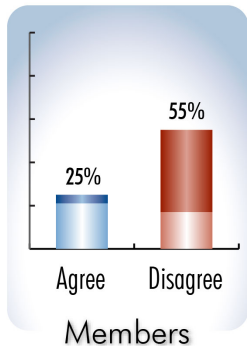
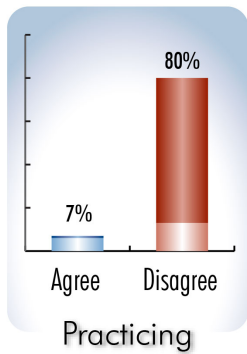
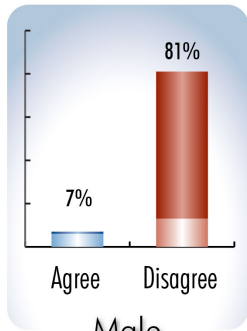
Physician respondents were presented with the above statement and asked to strongly agree/disagree, somewhat agree/disagree or remain neutral.

“The AMA is effective in supporting physician practice autonomy”



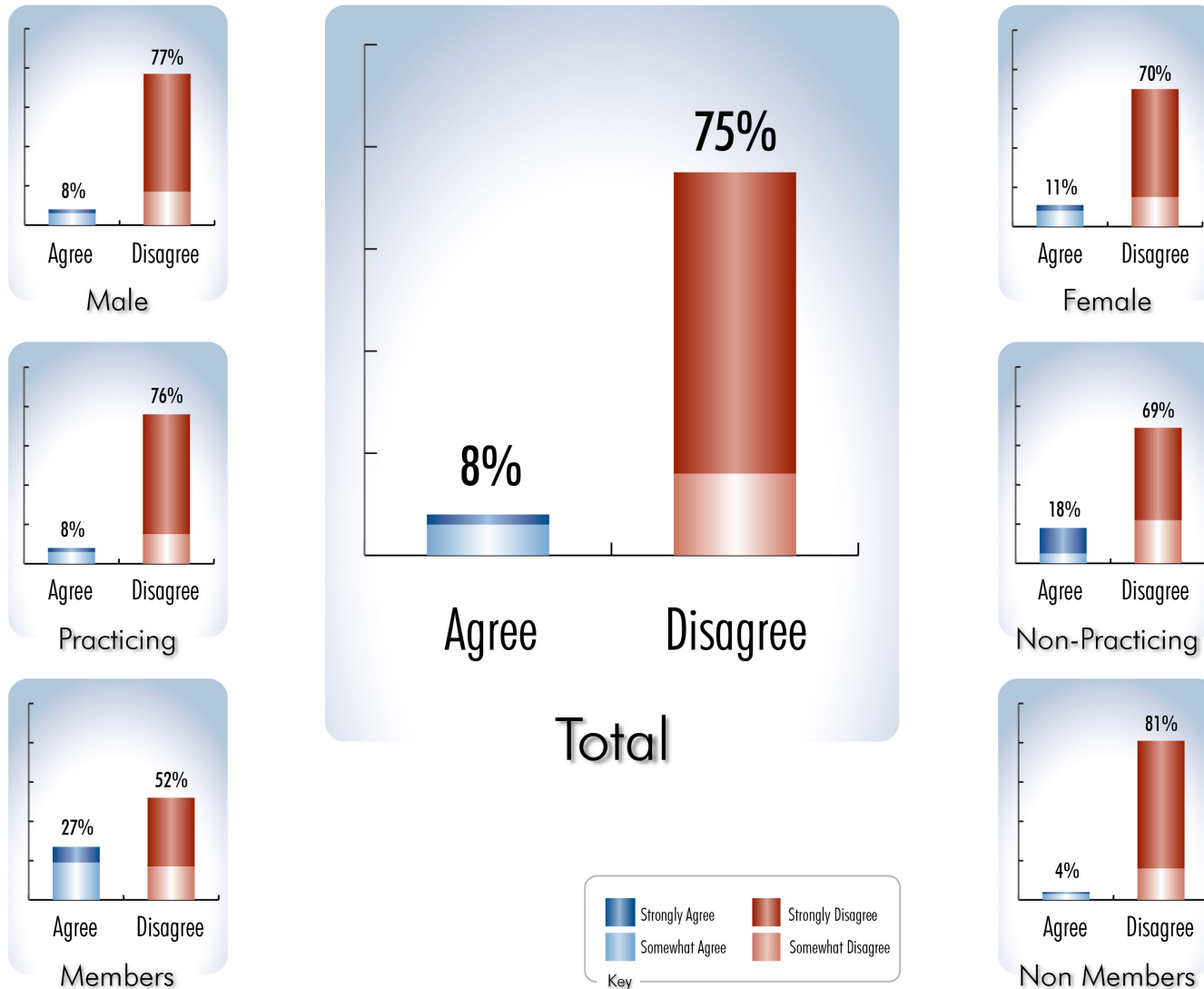
Physician respondents were presented with the above statement and asked to strongly agree/disagree, somewhat agree/disagree or remain neutral.

“The AMA is effective in insulating physicians from intrusive government regulations”



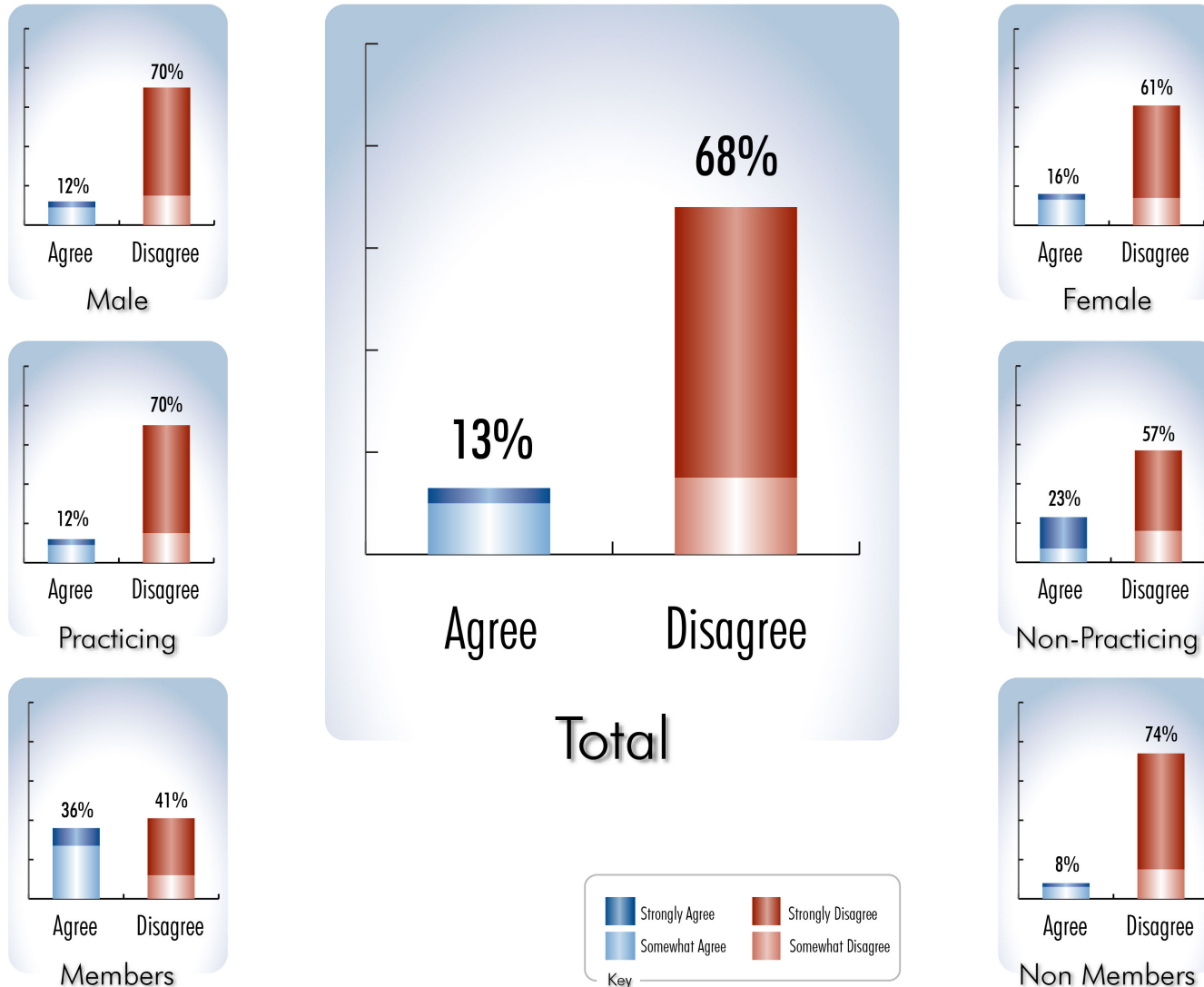
Physician respondents were presented with the above statement and asked to strongly agree/disagree, somewhat agree/disagree or remain neutral.

“The AMA protects physicians from insurance company abuses”



Physician respondents were presented with the above statement and asked to strongly agree/disagree, somewhat agree/disagree or remain neutral.

“The AMA acts to protect physician reimbursement”

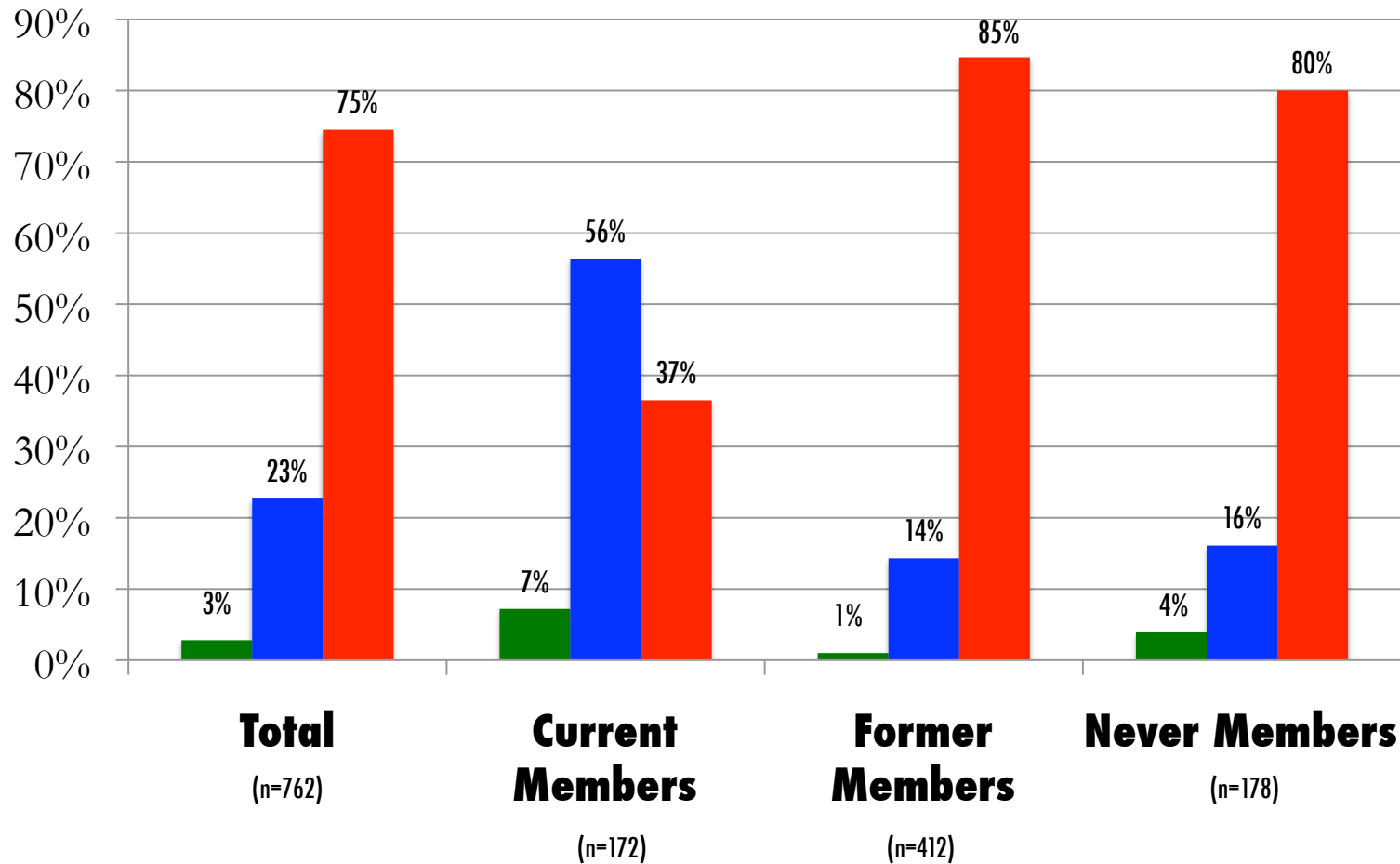


Physician respondents were presented with the above statement and asked to strongly agree/disagree, somewhat agree/disagree or remain neutral.

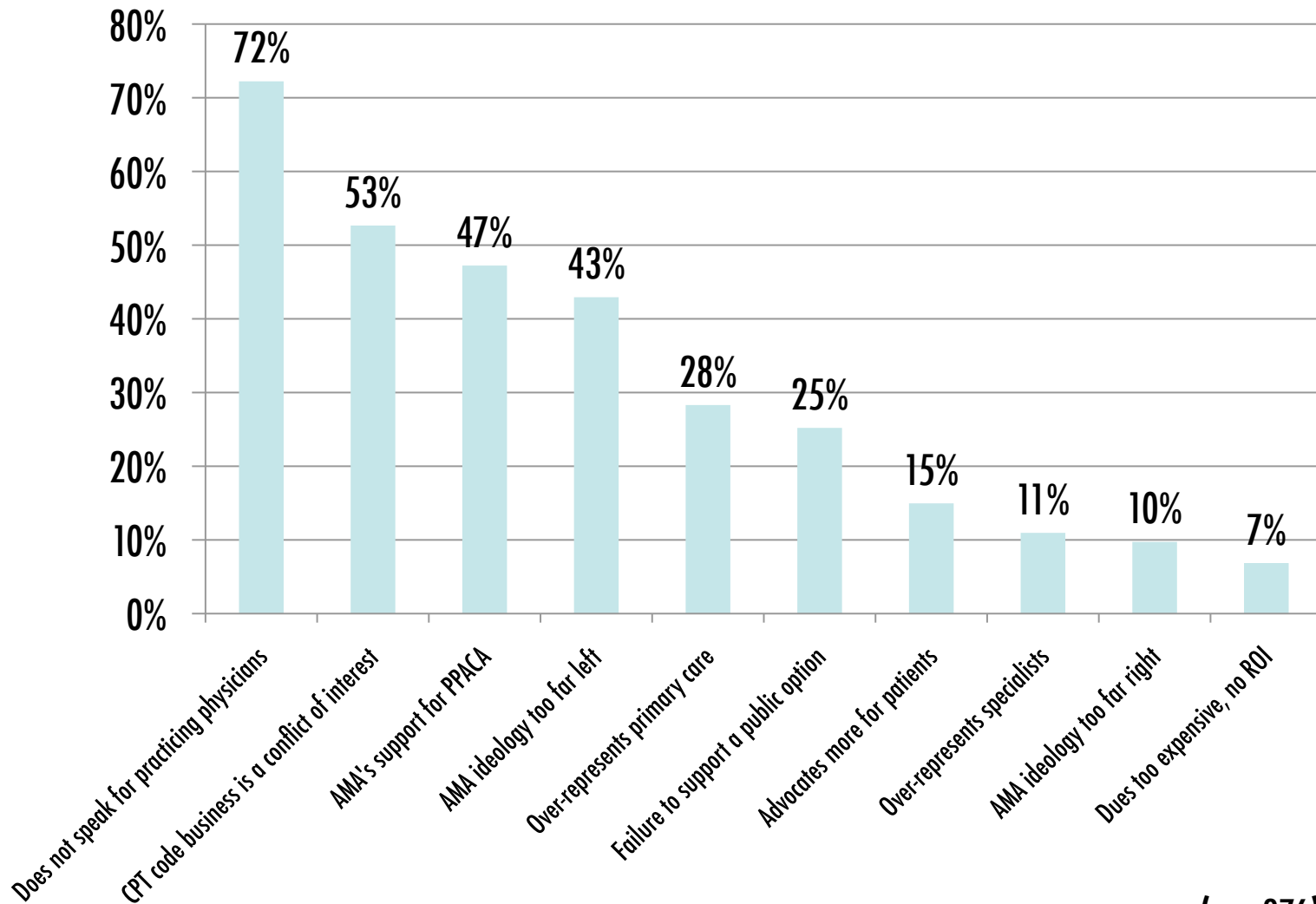
“With Which One of the Following Statements Do You Most Agree”



- AMA is a powerful advocate for physicians
- Even though I may not always agree, AMA is still the most influential voice for physicians
- The AMA no longer represents physicians; physicians need a more representative voice

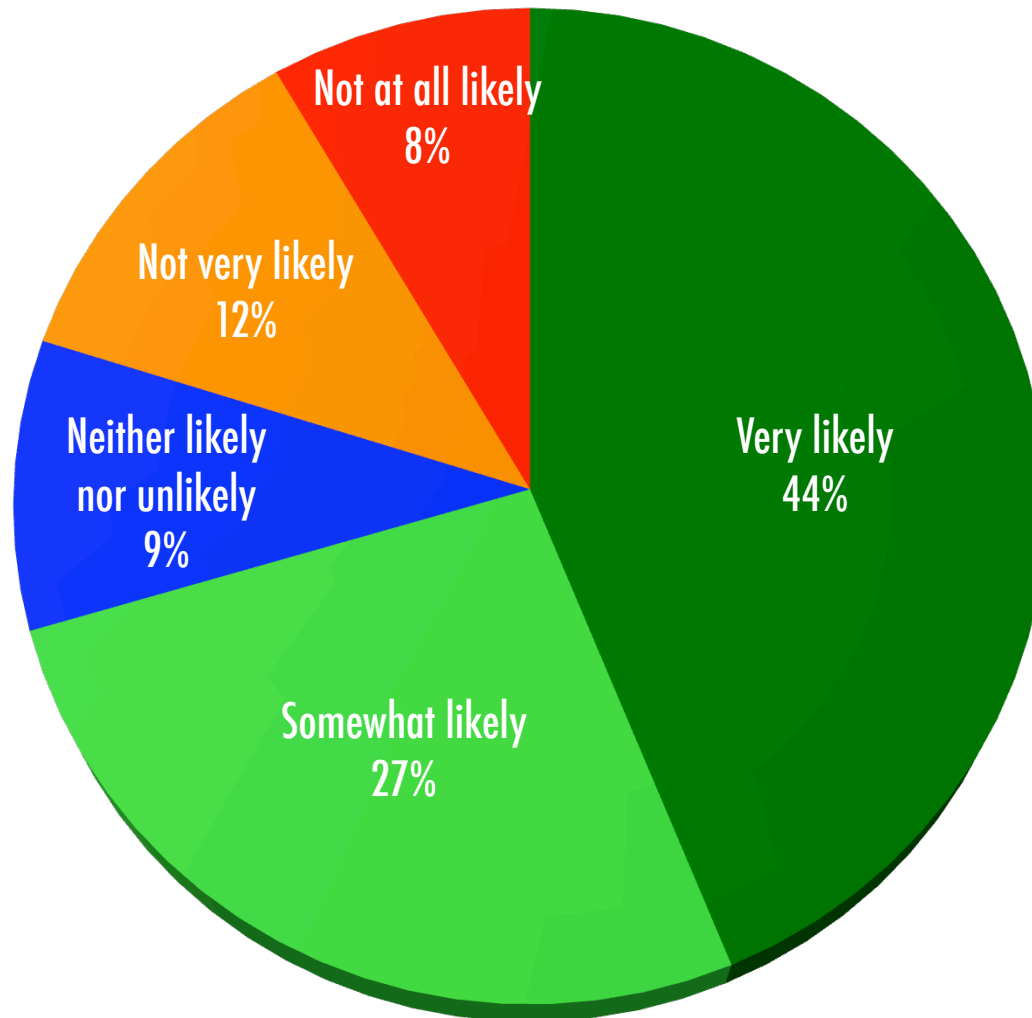


Reasons for dropping AMA membership



(n = 976)

Likelihood to renew AMA membership



(n = 308)

Survey Methodology



Between August 1 and August 29, 2011, Jackson & Coker conducted a online survey of 1,611 physicians. Jackson had a response rate of 1.44 percent from the 111,792 email invitations distributed.

The survey has an error range of +/- 1.59 percent, at the 95 percent confidence level.

Viabile Alternatives to the AMA

	(n=1459)
Organizations / societies for individual specialties	50%
American College of Physicians	13%
Docs4Patient Care	7%
National Physicians' Alliance	4%
MGMA (Medical Group Management Association)	3%
American Association of Physicians and Surgeons	3%
Benjamin Rush Society	2%
Sermo	2%
AMGA (American Medical Group Association)	1%
Doctors for America	1%
Others (Union, Christian Medical and Dental Association, American Association of Physician Specialists, AOA, Physicians for a National Health Plan, Southern Medical Association, Chamber of Commerce, State Associations, National Medical Association, American College of Physician Executives, Physicians for Reform)	4%
No answer	18%
There are none	10%
Don't know	3%

Viabile Alternatives to the AMA by AMA Membership Status



Alternative	Total (n=1460)	Current Members (n=257)	No Longer Members (n=913)	Never Members (n=290)
Other / None	42%	44%	41%	41%
Specialty Societies	47%	44%	48%	47%
American College of Physicians	13%	17%	11%	14%

While about half of the current members of the AMA don't see a viable alternative to the organization, 44% see specialty societies able to take on the role and 17% see the American College of Physicians as an alternative.



JACKSON
& COKER

Physician Respondent Demographics

Respondents' Practice Environment

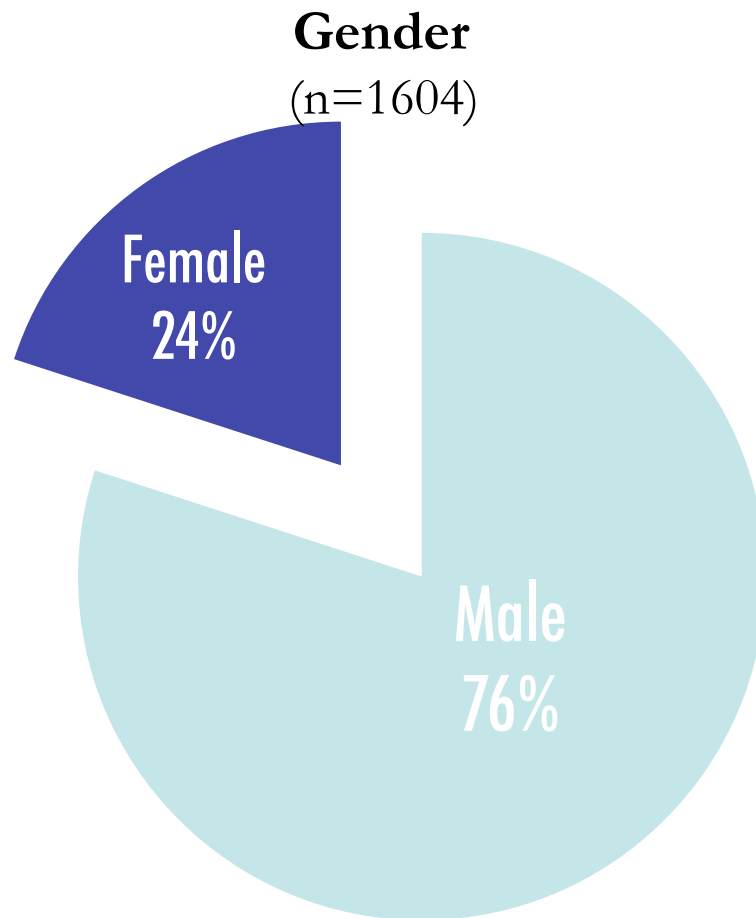
	(n=1604)
Own my own solo practice	18%
Member of a single specialty group	19%
Full-time hospital employee	13%
Member of a multi specialty group	11%
Full-time independent contractor	10%
Temporary / Locum Tenens	5%
Academic	5%
Retired	4%
Government	4%
Outpatient clinic	2%
Other part time	2%
Resident or Fellow	2%
Part time hospital employee	2%
Urgent care	1%
Ambulatory Surgery Center	1%
Hospital Administration	1%
Other	4%

Respondents' Specialty Mix

	(n=1604)
Family Practice	10%
Anesthesiology	9%
General Surgery	8%
Internal Medicine, General	6%
Adult Psychiatry	6%
Obstetrics / Gynecology	5%
Emergency Medicine	5%
Radiology	5%
Orthopedic Surgery	4%
Pediatrics, General	3%
Cardiology	3%
Ophthalmology	2%
Pathology	2%
Hospitalist	2%
Neurology	2%
Plastic Surgery	2%
Urology	2%
Pediatrics, Subspecialty	2%
Cardiothoracic Surgery	2%

	(n=1604)
Psychiatry, Child and Adolescent	2%
Otolaryngology	2%
Hematology / Oncology	1%
Gastroenterology	1%
Radiation Oncology	1%
Oncology	1%
Nephrology	1%
Pulmonary Medicine	1%
Dermatology	1%
Endocrinology	1%
Occupational Medicine	1%
Phys Med & Rehab	1%
Allergy & Immunology	1%
Neurosurgery	1%
Addictionology	1%
All Others	6%

Respondents' Gender Mix



Age	(n=1604)
25 - 34	6%
35-44	19%
45-54	29%
55-64	31%
65+	15%

Respondents' Region Mix

	(n=1604)
Southeast	28%
Midwest	21%
Mid Atlantic	13%
Pacific	12%
Southwest	10%
Mountain	9%
New England	5%
Other	2%



JACKSON
& COKER

Additional Data Sets

Membership Status

- ▶ While current AMA members are more positive overall about the AMA, 47% of current AMA members disagree with the statement: “The AMA’s stance and actions represent my views.”
- ▶ Current members (56%) are more likely than past members (14%) and those who have never been members (16%) to choose the statement: “Even though I may not always agree with the AMA’s stance, it is still the most powerful and influential force for physicians on Capitol Hill, because it is the organization that Presidents and Congress consult on matters of healthcare.”
- ▶ Past members (85%) and those who have never been members (80%) are more likely than current members (37%) to choose the statement: “The AMA no longer represents physicians; physicians need a more representative voice.”

Statistically Significant Differences by Membership Status



		Total	Current member	Past member	Never member
Alternatives to the AMA	Please select all that apply. - Docs4Patient Care	7.3%	A	B	C
			1.6%	8.5%	8.6%
The AMA's stance and actions represent my views.	Very satisfied	2.4%	8.8%	A	A
			B C	.4%	2.2%
	Somewhat satisfied	8.5%	30.8%	3.2%	B
			B C		3.1%
	Neither satisfied nor dissatisfied	8.3%	12.3%	6.2%	11.0%
			B		B
	Somewhat dissatisfied	18.1%	21.4%	16.8%	19.2%
			58.8%	25.3%	70.5%
Cannot rate	3.9%	1.3%		A C	A
				2.9%	9.4%
The AMA is a successful advocate for physicians' issues.	Very satisfied	3.5%	10.7%	1.1%	A B
			B C		3.8%
	Somewhat satisfied	10.9%	33.8%	5.1%	B
			BC		6.6%
	Neither satisfied nor dissatisfied	9.0%	10.7%	7.9%	10.7%
			16.9%	17.5%	18.0%
	Very dissatisfied	56.7%	26.3%	65.5%	58.8%
				A	A
Cannot rate	3.0%	1.0%	2.4%	6.9%	
				A B	

Statistically Significant Differences by Membership Status



		Total	Current member	Past member	Never member
I agree with the AMA's position on health reform.	Very satisfied	4.3%	A 13.0%	B 1.7%	C 3.8%
			BC		
	Somewhat satisfied	9.4%	22.4%	6.5%	5.7%
			BC		
	Neither satisfied nor dissatisfied	10.2%	15.3%	8.0%	11.9%
			B		
	Somewhat dissatisfied	16.6%	13.3%	18.8%	13.2%
	Very dissatisfied	53.0%	34.1%	58.7%	53.8%
Cannot rate	6.5%	1.9%	A 6.3%	A 11.6%	
			A	A B	
The AMA is effective in lobbying for tort reform.	Very satisfied	2.5%	6.8%	1.0%	3.1%
			B		B
	Somewhat satisfied	8.2%	21.8%	5.2%	4.4%
			BC		
	Neither satisfied nor dissatisfied	12.0%	18.8%	9.6%	12.6%
			B		
	Somewhat dissatisfied	16.3%	19.5%	16.3%	12.9%
	Very dissatisfied	56.3%	31.2%	63.4%	58.8%
Cannot rate	4.7%	1.9%	A 4.5%	A 8.2%	
			A	AB	
The AMA is effective in supporting physician practice autonomy.	Very satisfied	3.5%	10.1%	1.0%	5.0%
			B		B
	Somewhat satisfied	8.6%	20.1%	5.6%	6.6%
			BC		
	Neither satisfied nor dissatisfied	13.3%	21.8%	11.3%	11.3%
			BC		
	Somewhat dissatisfied	16.2%	17.9%	16.5%	13.5%
	Very dissatisfied	52.8%	26.0%	60.1%	56.0%
Cannot rate	5.6%	4.2%	5.5%	7.5%	

Statistically Significant Differences by Membership Status



		Total	Current member	Past member	Never member
The AMA is effective in insulating physicians from intrusive government regulations.	Very satisfied	1.6%	A 4.2%	B .6%	C 2.2%
			B		B
	Somewhat satisfied	6.7%	21.1%	2.7%	5.0%
			BC		
	Neither satisfied nor dissatisfied	9.6%	17.9%	6.8%	10.1%
			BC		
	Somewhat dissatisfied	13.2%	16.6%	12.7%	11.6%
	Very dissatisfied	65.0%	37.7%	73.9%	63.8%
Cannot rate	3.9%	2.6%	3.2%	7.2%	
			AC	A	
The AMA protects physicians from insurance company abuses.	Very satisfied	2.4%	7.5%	.7%	2.8%
			BC		B
	Somewhat satisfied	6.4%	19.2%	3.2%	3.8%
			BC		
	Neither satisfied nor dissatisfied	10.3%	17.2%	8.8%	8.2%
			BC		
	Somewhat dissatisfied	16.3%	17.2%	17.0%	13.2%
	Very dissatisfied	58.9%	35.1%	65.3%	62.3%
			A	A	
Cannot rate	5.7%	3.9%	5.0%	9.7%	
				AB	

Statistically Significant Differences by Membership Status



		Total	Current member	Past member	Never member
The AMA acts to protect physician reimbursement.	Very satisfied	3.2%	A 8.8%	B 1.2%	C 3.8%
			BC		B
	Somewhat satisfied	9.9%	26.9%	5.5%	7.2%
			BC		
	Neither satisfied nor dissatisfied	14.2%	20.5%	12.3%	13.8%
			B		
	Somewhat dissatisfied	14.8%	12.3%	16.8%	11.0%
				C	
Very dissatisfied	53.2%	28.9%	59.9%	56.0%	
			A	A	
Cannot rate	4.8%	2.6%	4.4%	8.2%	
				AB	
With which of the following statements do you MOST agree?	The AMA is a powerful advocate for physicians.	2.8%	7.2%	1.0%	3.9%
			B		B
	Even though I may not always agree with the AMA's stance, it is still the most powerful and influential force for...	22.7%	56.4%	14.3%	16.1%
			BC		
	The AMA no longer represents physicians; physicians need a more representative voice.	74.5%	36.5%	84.7%	80.0%
			A	A	

Job Type

- ▶ Physicians who own their own solo practice (56%) and those who are members of single specialty groups (60%) are more likely to have dropped their AMA membership due to the AMA's support of PPACA
- ▶ Academics who have dropped their AMA memberships (53%) are more likely to have done so because they feel the AMA over-represents primary care to the detriment of specialists
- ▶ LTs/independent contractors (67%), owners of solo practices (72%) and members of single specialty groups (65%) are most likely to say they disagree that the AMA represents their views
- ▶ Academic physicians are less likely to disagree with the AMA's stance and effectiveness on numerous issues
- ▶ Physicians who own solo practices disagree most on the AMA's ability to protect physicians from insurance company abuses and its ability to protect reimbursement

Statistically Significant Differences by Job Type



		Total	Resident or Fellow	LT/Indep Contractor	FT Hospital Employee	Part-time	Own solo practice	Member single-spec group	Member multi-spec group	Academic	Out pt clinic	Govt	Hosp Admin	Retired	Other
AMA Membership Status	Current member	19.1%	A 37.0%	B 10.9%	C 19.9%	D 25.0%	E 16.7%	F 17.4%	G 23.0%	H 27.0%	I 21.6%	J 13.8%	K 40.0%	L 23.4%	M 25.6%
	Past member	61.1%	B 40.7%	65.9%	60.2%	50.0%	65.1%	66.4%	58.4%	51.4%	40.5%	67.2%	40.0%	57.8%	54.4%
	Never member	19.8%	22.2%	23.1%	19.9%	25.0%	18.1%	16.1%	18.5%	21.6%	37.8%	19.0%	20.0%	18.8%	20.0%
Alternatives to the AMA	American College of Physicians	12.8%	E 33.3%	10.8%	18.2%	16.7%	8.5%	10.1%	13.0%	17.6%	13.8%	23.6%	12.5%	7.5%	11.0%
			E												
Reasons for dropping membership	The AMA's support and advocacy for the Patient Protection and Affordable Care Act (PPACA)	47.3%	81.8%	34.7%	40.8%	34.6%	56.4%	59.8%	49.0%	50.0%	20.0%	36.8%	.0%	29.7%	44.9%
							B	BL							
	The AMA over-represents primary care physicians to the detriment of specialists	28.5%	45.5%	20.0%	27.5%	19.2%	27.6%	33.2%	35.6%	52.6%	6.7%	26.3%	.0%	35.1%	14.3%
										BM					
The AMA's stance and actions represent my views.	Very satisfied	2.4%	3.7%	.9%	2.5%	1.9%	5.0%	1.3%	1.1%	1.4%	5.4%	.0%	10.0%	4.7%	2.2%
	Somewhat satisfied	8.5%	18.5%	4.8%	5.5%	13.5%	4.3%	8.9%	12.9%	13.5%	16.2%	6.9%	20.0%	17.2%	8.9%
														E	
	Neither satisfied nor dissatisfied	8.3%	18.5%	9.6%	11.4%	17.3%	3.6%	7.2%	4.5%	6.8%	13.5%	13.8%	.0%	12.5%	10.0%
			E		E	E									
	Somewhat dissatisfied	18.1%	7.4%	14.0%	22.9%	21.2%	13.2%	14.8%	21.9%	21.6%	18.9%	29.3%	20.0%	21.9%	24.4%
Very dissatisfied	58.9%	44.4%	67.2%	54.2%	34.6%	71.9%	65.1%	56.7%	50.0%	37.8%	46.6%	50.0%	43.8%	44.4%	
			D I L M			C D H I J L M	D M								
Cannot rate	3.8%	7.4%	3.5%	3.5%	11.5%	2.1%	2.6%	2.8%	6.8%	8.1%	3.4%	.0%	.0%	10.0%	
					E										

Statistically Significant Differences by Job Type



		Total	Resident or Fellow	LT/Indep Contractor	FT Hospital Employee	Part-time	Own solo practice	Member single-spec group	Member multi-spec group	Academic	Out pt clinic	Govt	Hosp Admin	Retired	Other	
The AMA is a successful advocate for physicians' issues.	Very satisfied	3.5%	A	B	C	D	E	F	G	H	I	J	K	L	M	
											13.5%	1.7%	20.0%	9.4%	1.1%	
	Somewhat satisfied	10.9%	14.8%	6.1%	11.4%	17.3%	5.7%	10.2%	13.5%	20.3%	16.2%	10.3%	20.0%	15.6%	16.7%	
										10.8%	13.5%	8.6%	10.0%	7.8%	10.0%	
	Neither satisfied nor dissatisfied	9.0%	22.2%	11.8%	10.9%	13.5%	6.4%	6.3%	7.3%	10.8%	13.5%	8.6%	10.0%	7.8%	10.0%	
										14.9%	21.6%	24.1%	10.0%	26.6%	20.0%	
Somewhat dissatisfied	16.9%	11.1%	16.6%	15.9%	28.8%	14.2%	16.1%	14.6%	14.9%	21.6%	24.1%	10.0%	26.6%	20.0%		
Very dissatisfied	56.7%	33.3%	60.3%	57.2%	25.0%	68.0%	62.2%	60.7%	48.6%	29.7%	50.0%	40.0%	39.1%	46.7%		
				D I	D		A D I L M	D I	D I							
Cannot rate	2.9%	7.4%	3.1%	3.0%	9.6%	1.1%	2.3%	1.7%	4.1%	5.4%	5.2%	.0%	1.6%	5.6%		
					E											
I agree with the AMA's position on health reform.	Very satisfied	4.2%	7.4%	1.7%	5.0%	3.8%	6.0%	3.0%	3.4%	4.1%	5.4%	3.4%	10.0%	7.8%	5.6%	
	Somewhat satisfied	9.4%	14.8%	7.0%	10.0%	15.4%	6.4%	6.3%	10.1%	16.2%	21.6%	19.0%	20.0%	12.5%	7.8%	
	Neither satisfied nor dissatisfied	10.2%	29.6%	9.6%	12.9%	19.2%	7.8%	7.9%	9.0%	10.8%	5.4%	10.3%	10.0%	12.5%	12.2%	
				E F												
	Somewhat dissatisfied	16.6%	.0%	17.5%	17.9%	15.4%	13.9%	15.5%	18.0%	20.3%	13.5%	15.5%	20.0%	31.3%	15.6%	
	Very dissatisfied	53.1%	40.7%	54.6%	48.8%	36.5%	62.3%	62.2%	54.5%	40.5%	37.8%	46.6%	40.0%	31.3%	47.8%	
							D L	D L								
Cannot rate	6.4%	7.4%	9.6%	5.5%	9.6%	3.6%	5.3%	5.1%	8.1%	16.2%	5.2%	.0%	4.7%	11.1%		

Statistically Significant Differences by Job Type



		Total	Resident or Fellow	LT/Indep Contractor	FT Hospital Employee	Part-time	Own solo practice	Member single-spec group	Member multi-spec group	Academic	Out pt clinic	Govt	Hosp Admin	Retired	Other
The AMA is effective in lobbying for tort reform.	Very satisfied	2.6%	A	B	C	D	E	F	G	H	I	J	K	L	M
	Somewhat satisfied	8.2%	18.5%	6.1%	8.5%	3.8%	8.9%	7.2%	11.8%	8.1%	10.8%	1.7%	30.0%	12.5%	4.4%
	Neither satisfied nor dissatisfied	12.0%	33.3%	12.2%	13.4%	26.9%	6.4%	11.5%	11.2%	16.2%	24.3%	8.6%	.0%	9.4%	10.0%
			E			E					E				
	Somewhat dissatisfied	16.3%	7.4%	15.3%	14.4%	9.6%	16.4%	14.1%	15.7%	25.7%	18.9%	20.7%	30.0%	20.3%	22.2%
	Very dissatisfied	56.3%	29.6%	59.8%	56.2%	46.2%	62.3%	61.8%	57.9%	41.9%	24.3%	62.1%	30.0%	48.4%	51.1%
				I	I		I	I	I			I			
Cannot rate	4.6%	7.4%	5.7%	5.0%	9.6%	2.5%	4.3%	1.7%	5.4%	13.5%	5.2%	.0%	1.6%	8.9%	
										G					
The AMA is effective in supporting physician practice autonomy.	Very satisfied	3.6%	11.1%	2.2%	3.0%	3.8%	4.3%	3.3%	1.1%	4.1%	10.8%	.0%	10.0%	7.8%	4.4%
	Somewhat satisfied	8.6%	11.1%	7.0%	7.0%	9.6%	6.0%	7.9%	9.6%	17.6%	18.9%	8.6%	20.0%	12.5%	7.8%
	Neither satisfied nor dissatisfied	13.3%	14.8%	11.4%	16.4%	23.1%	8.2%	11.2%	15.2%	16.2%	21.6%	17.2%	10.0%	17.2%	13.3%
	Somewhat dissatisfied	16.3%	18.5%	12.7%	17.9%	17.3%	13.9%	15.1%	19.7%	17.6%	18.9%	13.8%	40.0%	18.8%	20.0%
	Very dissatisfied	52.8%	33.3%	60.7%	49.8%	26.9%	64.4%	57.6%	53.4%	36.5%	21.6%	53.4%	20.0%	40.6%	44.4%
				D H I			D H I L	D I	I						
Cannot rate	5.5%	11.1%	6.1%	6.0%	19.2%	3.2%	4.9%	1.1%	8.1%	8.1%	6.9%	.0%	3.1%	10.0%	
					E F G									G	

Statistically Significant Differences by Job Type



		Total	Resident or Fellow	LT/Indep Contractor	FT Hospital Employee	Part-time	Own solo practice	Member single-spec group	Member multi-spec group	Academic	Out pt clinic	Govt	Hosp Admin	Retired	Other
The AMA is effective in insulating physicians from intrusive government regulations.	Very satisfied	1.6%	A	B	C	D	E	F	G	H	I	J	K	L	M
	Somewhat satisfied	6.7%	3.7%	3.9%	7.0%	7.7%	6.4%	6.6%	6.2%	9.5%	16.2%	3.4%	20.0%	17.2%	2.2%
	Neither satisfied nor dissatisfied	9.6%	25.9%	7.9%	12.4%	19.2%	5.3%	7.9%	11.2%	12.2%	16.2%	8.6%	10.0%	9.4%	8.9%
	Somewhat dissatisfied	13.3%	14.8%	14.4%	14.4%	15.4%	9.3%	12.5%	10.1%	17.6%	21.6%	20.7%	.0%	10.9%	18.9%
	Very dissatisfied	65.0%	40.7%	67.2%	62.2%	44.2%	75.8%	69.4%	70.8%	51.4%	35.1%	62.1%	60.0%	57.8%	56.7%
	Cannot rate	3.8%	7.4%	5.7%	4.0%	11.5%	1.8%	2.6%	1.1%	6.8%	5.4%	5.2%	.0%	.0%	7.8%
					I		ADHIM	DI	DI						
The AMA protects physicians from insurance company abuses.	Very satisfied	2.4%	3.7%	.9%	1.0%	3.8%	2.5%	1.3%	2.2%	5.4%	8.1%	.0%	20.0%	4.7%	5.6%
	Somewhat satisfied	6.4%	22.2%	3.5%	7.0%	3.8%	4.6%	6.6%	7.9%	5.4%	13.5%	1.7%	10.0%	17.2%	4.4%
	Neither satisfied nor dissatisfied	10.3%	11.1%	10.0%	10.9%	21.2%	6.0%	11.2%	12.4%	9.5%	5.4%	12.1%	20.0%	7.8%	12.2%
	Somewhat dissatisfied	16.3%	18.5%	15.7%	14.4%	9.6%	11.7%	18.8%	14.0%	24.3%	32.4%	15.5%	10.0%	20.3%	21.1%
	Very dissatisfied	58.9%	37.0%	63.8%	61.7%	46.2%	73.3%	56.6%	56.2%	50.0%	29.7%	62.1%	40.0%	46.9%	50.0%
	Cannot rate	5.6%	7.4%	6.1%	5.0%	15.4%	1.8%	5.6%	7.3%	5.4%	10.8%	8.6%	.0%	3.1%	6.7%
					I	I	ADFGH ILM								
						E									

Statistically Significant Differences by Job Type



		Total	Resident or Fellow	LT/Indep Contractor	FT Hospital Employee	Part-time	Own solo practice	Member single-spec group	Member multi-spec group	Academic	Out pt clinic	Govt	Hosp Admin	Retired	Other
The AMA acts to protect physician reimbursement	Very satisfied	3.2%	A 3.7%	B 1.7%	C 2.0%	D 1.9%	E 3.2%	F 1.6%	G 2.8%	H 8.1%	I 10.8%	J 1.7%	K 20.0%	L 7.8%	M 4.4%
	Somewhat satisfied												B F		
		9.9%	22.2%	9.2%	7.5%	11.5%	6.0%	9.9%	11.2%	14.9%	16.2%	8.6%	30.0%	15.6%	10.0%
	Neither satisfied nor dissatisfied	14.2%	22.2%	11.4%	18.4%	23.1%	11.4%	13.5%	14.6%	13.5%	10.8%	10.3%	.0%	14.1%	21.1%
	Somewhat dissatisfied	14.8%	14.8%	19.2%	14.9%	9.6%	9.6%	13.2%	14.6%	14.9%	29.7%	25.9%	.0%	18.8%	14.4%
	Very dissatisfied	53.2%	29.6%	51.5%	52.7%	40.4%	68.0%	57.9%	55.1%	43.2%	24.3%	44.8%	50.0%	43.8%	40.0%
Cannot rate						ABD H I L M	I								
	4.7%	7.4%	7.0%	4.5%	13.5%	1.8%	3.9%	1.7%	5.4%	8.1%	8.6%	.0%	.0%	10.0%	
With which of the following statements do you MOST agree?	The AMA is a powerful advocate for physicians.	2.8%	7.7%	1.3%	2.0%	6.0%	3.2%	2.6%	1.1%	2.7%	11.1%	.0%	20.0%	3.1%	3.4%
	Even though I may not always agree with the AMA's stance, it is still the most powerful and influential force for...										B		B G		
		22.7%	38.5%	18.9%	24.0%	30.0%	16.5%	18.5%	23.2%	28.4%	38.9%	26.8%	30.0%	37.5%	29.2%
	The AMA no longer represents physicians; physicians need a more representative voice.	74.5%	53.8%	79.8%	74.0%	64.0%	80.3%	78.9%	75.7%	68.9%	50.0%	73.2%	50.0%	59.4%	67.4%
			I			I L	I								

Age

- ▶ **Older physicians (>55):**
 - Are more likely to say there are no alternatives to the AMA
 - Are most likely to be current members of the AMA
 - Are most likely to renew their memberships
- ▶ **Young residents, fellows and physicians (<35 years of age) and older physicians (>65) are most positive overall about the AMA's stance and effectiveness for physicians**
- ▶ **Physicians between the ages of 35-64 are most likely to agree that the AMA no longer represents physicians and physicians need a more representative voice**

Statistically Significant Differences by Age

		Total	< 35 years of age	35 -44	45 - 54	55 - 64	>65 years of age
Alternatives to the AMA	Docs4Patient Care	7.3%	A 10.6%	B 8.0%	C 10.6%	D 5.4%	E 2.4%
	American College of Physicians	12.8%	E 21.3%	17.1%	D E 12.0%	10.3%	10.1%
	Organizations / societies for individual specialties	46.9%	50.0%	D 53.3%	48.4%	40.6%	47.3%
	Other / None. Please specify.	41.7%	33.0%	36.6%	38.3%	48.9%	44.4%
AMA Membership Status	Current member	19.1%	24.5%	13.5%	18.2%	17.8%	28.7%
	Past member	61.1%	57.8%	65.4%	61.8%	60.9%	55.7%
	Never member	19.8%	17.6%	21.2%	20.0%	21.3%	15.6%
How likely are you to keep your AMA membership when it comes time to pay your annual dues?	Very likely	44.0%	24.0%	23.8%	36.9%	53.4%	60.3%
	Not at all likely	8.5%	4.0%	D 21.4%	9.5%	3.4%	7.4%
The AMA's stance and actions represent my views.	Very satisfied	2.4%	2.0%	1.0%	2.0%	1.6%	6.8%
	Somewhat satisfied	8.5%	12.7%	5.8%	7.6%	8.1%	13.1%
	Very dissatisfied	58.9%	50.0%	E 62.5%	E 62.9%	E 59.6%	48.5%
The AMA is a successful advocate for physicians' issues.	Very satisfied	3.5%	4.9%	2.6%	3.0%	2.0%	8.0%
	Very dissatisfied	56.7%	50.0%	E 62.5%	E 59.4%	E 58.2%	43.5%
I agree with the AMA's position on health reform.	Very satisfied	4.2%	4.9%	1.9%	2.8%	4.5%	9.3%
	Very dissatisfied	53.1%	49.0%	52.2%	E 59.0%	52.1%	46.4%

Statistically Significant Differences by Age

		Total	< 35 years of age	35 -44	45 - 54	55 - 64	>65 years of age
The AMA is effective in lobbying for tort reform.	Very satisfied	2.6%	A 4.9%	B 1.3%	C 2.0%	D 1.2%	E 7.2%
							B C D
	Somewhat satisfied	8.2%	14.7%	5.1%	6.1%	10.3%	9.3%
			B C				
The AMA is effective in supporting physician practice autonomy.	Very satisfied	3.6%	5.9%	2.2%	3.5%	2.2%	7.2%
							D
	Somewhat satisfied	8.6%	13.7%	6.1%	5.6%	9.9%	12.7%
			C				C
	Very dissatisfied	52.8%	41.2%	54.5%	59.0%	54.6%	39.7%
				E	A E	E	
The AMA is effective in insulating physicians from intrusive government regulations.	Very satisfied	1.6%	5.9%	1.0%	1.1%	1.0%	3.0%
			B C D				
	Somewhat satisfied	6.7%	7.8%	4.8%	5.0%	6.1%	13.1%
							B C D
	Very dissatisfied	65.0%	54.9%	65.4%	69.2%	67.3%	56.1%
					E	E	
The AMA protects physicians from insurance company abuses.	Very satisfied	2.4%	4.9%	1.3%	1.7%	2.0%	5.1%
	Somewhat satisfied	6.4%	13.7%	5.1%	4.8%	5.3%	10.5%
			B C D				C
	Very dissatisfied	58.9%	45.1%	61.9%	62.3%	59.6%	52.7%
				A	A		
The AMA acts to protect physician reimbursement.	Very satisfied	3.2%	6.9%	1.9%	2.2%	2.0%	7.6%
							B C D
	Somewhat satisfied	9.9%	17.6%	7.1%	9.1%	9.9%	11.8%
			B				

Statistically Significant Differences by Age



JACKSON
& COKER

		Total	< 35 years of age	35 -44	45 - 54	55 - 64	>65 years of age
With which of the following statements do you MOST agree?	The AMA is a powerful advocate for physicians.	2.8%	A 4.9%	B 2.6%	C 2.0%	D 1.6%	E 6.0%
	Even though I may not always agree with the AMA's stance, it is still the most powerful and influential force for...	22.7%	24.5%	16.8%	20.3%	24.2%	31.5%
	The AMA no longer represents physicians; physicians need a more representative voice.	74.5%	70.6%	80.6%	77.8%	74.1%	62.6%
				E	E	E	

Gender

- ▶ **Male physicians are:**
 - **More likely to have dropped their memberships (63% vs. 54%)**
 - **More likely to have dropped their AMA memberships due to the AMA's support of PPACA (50% vs. 33%)**
 - **More negative overall on the AMA's stance and effectiveness for physicians**
 - **Most likely to agree that the AMA no longer represents physicians and that physicians need a more representative voice (77% vs. 67%)**

Statistically Significant Differences by Gender

		Total	Male	Female
Reasons for dropping membership	The AMA's support and advocacy for the Patient Protection and Affordable Care Act (PPACA)	47.3%	50.4% B	33.1%
	The AMA's political ideology - it is too far right	9.8%	8.4%	16.0% A
	The AMA's political ideology - it is too far left	43.0%	46.3%	28.0% A
	The AMA over-represents primary care physicians to the detriment of specialists	28.5%	30.2% B	20.6%
AMA Membership Status	Past member	61.1%	62.8% B	54.3%
	Never member	19.8%	17.8%	27.7% A
The AMA's stance and actions represent my views.	Very dissatisfied	58.9%	61.3% B	49.4%
	Cannot rate	3.8%	2.3%	9.5% A
The AMA is a successful advocate for physicians' issues.	Very satisfied	3.5%	3.0%	5.5% A
	Very dissatisfied	56.7%	58.9% B	48.2%
	Cannot rate	2.9%	2.1%	6.1% A
I agree with the AMA's position on health reform.	Very dissatisfied	53.1%	56.5% B	39.9%
	Cannot rate	6.4%	4.2%	15.2% A
The AMA is effective in lobbying for tort reform.	Somewhat dissatisfied	16.3%	15.3%	20.1% A
	Very dissatisfied	56.3%	59.4% B	44.5%
	Cannot rate	4.6%	3.3%	9.8% A

Statistically Significant Differences by Gender



		Total	Male	Female
The AMA is effective in lobbying for tort reform. The AMA is effective in supporting physician practice autonomy.	Cannot rate			A
	Very dissatisfied	52.8%	54.5%	46.0%
	Cannot rate	5.5%	4.8%	8.5%
The AMA is effective in insulating physicians from intrusive government regulations.	Very dissatisfied	65.0%	67.7%	54.9%
	Cannot rate	3.8%	2.7%	8.2%
	Somewhat satisfied	9.9%	9.2%	12.8%
The AMA acts to protect physician reimbursement.	Very dissatisfied	53.2%	54.7%	47.3%
	Cannot rate	4.7%	3.8%	7.9%
	Somewhat satisfied	9.9%	9.2%	12.8%
With which of the following statements do you MOST agree?	The AMA is a powerful advocate for physicians.	2.8%	2.2%	5.0%
	Even though I may not always agree with the AMA's stance, it is still the most powerful and influential force	22.7%	21.3%	28.4%
	The AMA no longer represents physicians; physicians need a more representative voice.	74.5%	76.5%	66.6%
				B

Whether or not the physician is practicing (seeing patients on a day-to-day basis)

- ▶ **Practicing physicians are:**
 - **More likely to have dropped their memberships (63% vs. 52%)**
 - **Are more negative overall on the AMA's stance and effectiveness for physicians**
 - **Are most likely to agree that the AMA no longer represents physicians and that physicians need a more representative voice (76% vs. 63%)**

Statistically Significant Differences by whether or not the physician sees patients on a daily basis (practicing)

		Total	Non Practicing	Practicing
Reasons for dropping membership	The AMA over-represents primary care physicians to the detriment of specialists	29.1%	44.2%	27.6%
			B	
AMA Membership Status	Current member	18.9%	27.3%	17.9%
			B	
	Past member	61.5%	52.1%	62.7%
			A	
	Never member	19.6%	20.6%	19.5%
The AMA's stance and actions represent my views.	Very satisfied	2.4%	3.0%	2.3%
	Somewhat satisfied	8.5%	15.8%	7.6%
			B	
	Neither satisfied nor dissatisfied	8.3%	10.9%	8.0%
	Somewhat dissatisfied	17.6%	19.4%	17.4%
	Very dissatisfied	59.7%	46.7%	61.2%
			A	
The AMA is a successful advocate for physicians' issues.	Very satisfied	3.6%	6.1%	3.3%
	Somewhat satisfied	10.6%	17.6%	9.7%
			B	
	Neither satisfied nor dissatisfied	8.9%	11.5%	8.6%
	Somewhat dissatisfied	16.9%	18.8%	16.7%
	Very dissatisfied	57.2%	42.4%	59.0%
			A	
I agree with the AMA's position on health reform.	Very satisfied	4.2%	6.1%	3.9%
	Somewhat satisfied	9.5%	14.5%	8.9%
			B	
	Neither satisfied nor dissatisfied	10.3%	14.5%	9.8%
	Somewhat dissatisfied	16.5%	21.2%	16.0%
	Very dissatisfied	53.3%	37.0%	55.3%
			A	

Statistically Significant Differences by whether or not the physician sees patients on a daily basis (practicing)

		Total	Non Practicing	Practicing
The AMA is effective in lobbying for tort reform.	Very satisfied	2.5%	4.8%	2.3%
			B	
	Somewhat satisfied	8.4%	11.5%	8.0%
	Neither satisfied nor dissatisfied	12.1%	16.4%	11.6%
	Somewhat dissatisfied	16.0%	20.6%	15.4%
	Very dissatisfied	56.6%	42.4%	58.3%
			A	
The AMA is effective in supporting physician practice autonomy.	Very satisfied	3.5%	6.7%	3.1%
			B	
	Somewhat satisfied	8.6%	14.5%	7.9%
			B	
	Neither satisfied nor dissatisfied	13.3%	16.4%	12.9%
	Somewhat dissatisfied	16.1%	18.2%	15.8%
Very dissatisfied	53.2%	37.6%	55.0%	
			A	
The AMA is effective in insulating physicians from intrusive government regulations.	Very satisfied	1.4%	4.2%	1.1%
			B	
	Somewhat satisfied	6.8%	11.5%	6.2%
			B	
	Neither satisfied nor dissatisfied	9.6%	13.3%	9.2%
	Somewhat dissatisfied	13.2%	14.5%	13.0%
Very dissatisfied	65.4%	52.1%	67.0%	
			A	
The AMA protects physicians from insurance company abuses.	Very satisfied	2.3%	4.8%	2.0%
			B	
	Somewhat satisfied	6.5%	12.7%	5.7%
			B	
	Neither satisfied nor dissatisfied	10.3%	9.1%	10.5%
	Somewhat dissatisfied	16.0%	21.8%	15.3%
Very dissatisfied	59.5%	46.7%	61.0%	
			A	

Statistically Significant Differences by whether or not the physician sees patients on a daily basis (practicing)

		Total	Non Practicing	Practicing
The AMA acts to protect physician reimbursement.	Very satisfied	3.1%	7.3%	2.6%
			B	
	Somewhat satisfied	9.8%	16.4%	9.0%
			B	
	Neither satisfied nor dissatisfied	13.9%	15.2%	13.7%
	Somewhat dissatisfied	15.0%	16.4%	14.8%
	Very dissatisfied	53.8%	41.2%	55.3%
				A
With which of the following statements do you MOST agree?	The AMA is a powerful advocate for physicians.	2.7%	3.7%	2.6%
	Even though I may not always agree with the AMA's stance, it is still the most powerful and influential force for...	22.5%	33.5%	21.2%
			B	
	The AMA no longer represents physicians; physicians need a more representative voice.	74.8%	62.8%	76.3%
				A

Region

- ▶ **Southwestern physicians are most likely to have dropped their memberships (77%) and are most likely to agree that the AMA no longer represents physicians and physicians need a more representative voice (87%)**
- ▶ **Midwestern physicians are more likely than those in the SE, Pacific, and SW to be current members of the AMA (27%)**
- ▶ **Physicians in the SE, Mountain Region and SW are more likely to be negative about the AMA's stance and effectiveness than those practicing in New England, the MW and the Mid-Atlantic**

Statistically Significant Differences by Region



JACKSON
& COKER

		Total	SE	PAC	MTN	SW	New England	MW	Mid Atlantic
AMA Membership Status	Current member	19.1%	A 16.6%	B 15.1%	C 15.3%	D 13.2%	E 25.6%	F 27.3%	G 20.8%
	Past member	61.1%	64.9%	57.8%	63.2%	77.0%	52.4%	59.2%	50.7%
	Never member	19.8%	18.5%	27.1%	21.5%	9.9%	22.0%	13.5%	28.5%
The AMA's stance and actions represent my views.	Somewhat satisfied	8.5%	6.4%	7.5%	4.9%	3.3%	15.9%	12.0%	11.1%
	Very dissatisfied	58.9%	64.7%	53.8%	70.1%	67.1%	45.1%	53.7%	55.1%
The AMA is a successful advocate for physicians' issues.	Somewhat satisfied	10.9%	8.6%	10.1%	5.6%	6.6%	22.0%	14.7%	13.0%
	Very dissatisfied	56.7%	60.5%	56.3%	65.3%	63.2%	43.9%	50.4%	57.0%
I agree with the AMA's position on health reform.	Very dissatisfied	53.1%	58.9%	49.2%	63.9%	63.2%	39.0%	49.3%	45.9%
			E G		E G	E G			
The AMA is effective in supporting physician practice autonomy.	Very dissatisfied	52.8%	55.8%	50.3%	64.6%	59.9%	42.7%	47.5%	51.2%
					E F				
The AMA is effective in insulating physicians from intrusive government regulations.	Neither satisfied nor dissatisfied	9.6%	6.2%	8.0%	10.4%	5.9%	11.0%	12.0%	14.0%
	Very dissatisfied	65.0%	70.9%	62.3%	75.0%	73.0%	51.2%	60.1%	59.9%
The AMA protects physicians from insurance company abuses.	Somewhat satisfied	6.4%	4.6%	4.5%	4.9%	3.9%	6.1%	10.9%	6.8%
	Very dissatisfied	58.9%	63.4%	60.8%	63.9%	65.1%	43.9%	52.8%	58.0%
			E			E			

Statistically Significant Differences by Region



		Total	SE	PAC	MTN	SW	New England	MW	Mid Atlantic
The AMA acts to protect physician reimbursement.	Somewhat satisfied	9.9%	A 7.1%	B 9.5%	C 5.6%	D 5.3%	E 14.6%	F 15.0%	G 12.6%
	Very dissatisfied	53.2%	59.8%	51.8%	59.7%	59.2%	42.7%	47.2%	47.3%
With which of the following statements do you MOST agree?	The AMA is a powerful advocate for physicians.	2.8%	1.3%	2.0%	2.8%	3.3%	3.7%	2.7%	4.9%
	Even though I may not always agree with the AMA's stance, it is still the most powerful and influential force for...	22.7%	22.0%	27.6%	16.0%	9.9%	32.9%	26.0%	22.7%
	The AMA no longer represents physicians; physicians need a more representative voice.	74.5%	76.7%	70.4%	81.3%	86.8%	63.4%	71.4%	72.4%

Specialty

- ▶ Internal Medicine specialists and Hospitalists are most likely to see the American College of Physicians as an alternative to the AMA
- ▶ Anesthesiologists, Surgical Subspecialists, General Surgeons and Radiologists are most likely to see specialty associations and societies as alternatives
- ▶ Internal Medicine specialists are most likely to say they dropped their AMA membership because the AMA's political ideology is too far right, while Anesthesiologists are most likely to say they dropped their memberships because the AMA's ideology is too far left
- ▶ Specialists are more likely to say they dropped their memberships because the AMA favors primary care, and generalists are more likely to say they did so because the AMA favors specialists
- ▶ Ob/Gyns and General Surgeons are most likely of all the specialties to say they dropped their AMA memberships because the AMA advocates more for patients than physicians
- ▶ Anesthesiologists, Surgical Subspecialists and General Surgeons are most likely to be negative about the AMA's stance and effectiveness for physicians
- ▶ Ob/Gyns are most likely to disagree that the AMA has been effective in lobbying for tort reform (71%)

Statistically Significant Differences by Specialty



		Total	Behav Med	Int Med Subspec	Anesthesiology	Surg Subspec	Emergency Med	Int Med Gen	Hospitalist	Ob/Gyn	Ophthal	Peds	Musculo-skeletal Med	Radiology	Gen Surg	Other
			A	B	C	D	E	F	G	H	I	J	K	L	M	N
Alternatives to the AMA	American College of Physicians	12.8%	7.3%	15.3%	7.6%	5.0%	12.7%	24.4%	38.7%	10.5%	21.6%	3.8%	8.7%	9.0%	6.6%	12.1%
								ACD J M	ACD J L M							
Alternatives to the AMA	Organizations / societies for individual specialties (for example: American College of Surgeons, American Academy of Family Physicians, American Psychiatric Association, etc.)	46.9%	29.4%	46.4%	56.5%	60.4%	54.9%	37.8%	25.8%	46.1%	43.2%	46.8%	47.8%	56.4%	56.6%	40.7%
					A	A F G								A	A	
Reasons for dropping membership	The AMA's support and advocacy for the Patient Protection and Affordable Care Act (PPACA)	47.3%	34.7%	44.8%	65.0%	63.4%	43.2%	40.0%	38.9%	46.3%	67.9%	32.1%	25.0%	52.5%	45.0%	47.4%
					A F J	A F J										
	The AMA's political ideology - it is too far right	9.8%	12.5%	7.1%	6.0%	9.7%	2.3%	20.0%	16.7%	5.6%	.0%	16.1%	15.0%	11.5%	1.3%	10.5%
								M								
	The AMA's political ideology - it is too far left	43.0%	26.4%	45.5%	60.0%	52.7%	45.5%	34.1%	11.1%	33.3%	57.1%	30.4%	25.0%	49.2%	46.3%	50.9%
					A F G J											
	The AMA over-represents primary care physicians to the detriment of specialists	28.5%	13.9%	37.7%	45.0%	51.6%	.0%	.7%	.0%	22.2%	39.3%	12.5%	30.0%	45.9%	47.5%	22.8%
			F	A F J	A F J	A F H J N				F	F	F	F	A F J	A F J	F
The AMA over-represents specialists to the detriment of primary care doctors	10.8%	8.3%	.6%	2.0%	2.2%	18.2%	45.9%	27.8%	1.9%	.0%	19.6%	.0%	3.3%	.0%	8.8%	
						B C D	A B C D H J L N	B C D H			B C D					
The AMA advocates more for patients than physicians	15.0%	8.3%	18.2%	18.0%	19.4%	18.2%	8.9%	11.1%	25.9%	10.7%	10.7%	15.0%	1.6%	23.8%	14.0%	
									L					L		

Statistically Significant Differences by Specialty



		Total	Behav Med	Int Med Subspec	Anesthesiology	Surg Subspec	Emergency Med	Int Med Gen	Hospitalist	Ob/Gyn	Ophthal	Peds	Musculo-skeletal Med	Radiology	Gen Surg	Other
Likely to keep AMA membership when it comes time to pay your annual dues?	Very likely	44.0%	A 50.0%	B 48.3%	C 22.7%	D 48.4%	E 21.4%	F 40.7%	G 28.6%	H 47.4%	I 37.5%	J 16.7%	K 50.0%	L 11.1%	M 60.0%	N 77.3%
	Somewhat likely	26.4%	31.8%	20.0%	13.6%	19.4%	35.7%	37.0%	28.6%	31.6%	37.5%	58.3%	.0%	22.2%	20.0%	13.6%
	Neither likely nor unlikely	9.4%	4.5%	6.7%	18.2%	12.9%	21.4%	11.1%	14.3%	.0%	.0%	8.3%	.0%	33.3%	.0%	9.1%
	Not very likely	11.7%	9.1%	18.3%	9.1%	12.9%	7.1%	5.6%	28.6%	15.8%	.0%	16.7%	.0%	33.3%	12.0%	.0%
	Not at all likely	8.5%	4.5%	6.7%	36.4%	6.5%	14.3%	5.6%	.0%	5.3%	25.0%	.0%	50.0%	.0%	8.0%	.0%
					B F											
The AMA's stance and actions represent my views.	Very satisfied	2.4%	4.7%	2.7%	1.4%	3.4%	1.3%	3.4%	3.2%	1.1%	2.5%	.0%	.0%	.0%	1.6%	3.0%
	Somewhat satisfied	8.5%	7.9%	6.5%	4.8%	8.2%	5.1%	9.9%	9.7%	9.1%	7.5%	14.5%	12.0%	8.1%	10.2%	12.1%
	Neither satisfied nor dissatisfied	8.3%	13.4%	9.9%	3.4%	6.2%	8.9%	10.6%	22.6%	2.3%	10.0%	6.0%	8.0%	8.1%	6.3%	7.1%
	Very dissatisfied	58.9%	52.0%	57.8%	73.5%	70.5%	54.4%	50.6%	32.3%	55.7%	75.0%	54.2%	68.0%	59.3%	65.6%	54.5%
					A F G	F G					G					
The AMA is a successful advocate for physicians' issues.	Very satisfied	3.5%	3.9%	4.9%	1.4%	4.1%	1.3%	6.1%	3.2%	2.3%	2.5%	4.8%	4.0%	1.2%	.0%	3.0%
	Somewhat satisfied	10.9%	13.4%	9.1%	5.4%	8.9%	12.7%	12.5%	12.9%	10.2%	12.5%	12.0%	8.0%	10.5%	10.9%	17.2%
	Neither satisfied nor dissatisfied	9.0%	14.2%	9.1%	6.8%	6.2%	6.3%	12.9%	16.1%	8.0%	5.0%	8.4%	8.0%	8.1%	6.3%	7.1%
	Somewhat dissatisfied	16.9%	13.4%	17.1%	12.9%	14.4%	27.8%	20.5%	19.4%	18.2%	17.5%	15.7%	12.0%	16.3%	14.8%	16.2%
	Very dissatisfied	56.7%	52.0%	57.0%	70.7%	64.4%	49.4%	46.4%	45.2%	59.1%	60.0%	57.8%	60.0%	54.7%	65.6%	51.5%
					F	F								F		

Statistically Significant Differences by Specialty



		Total	Behav Med	Int Med Subspec	Anesthesiology	Surg Subspec	Emergency Med	Int Med Gen	Hospitalist	Ob/Gyn	Ophthal	Peds	Musculo-skeletal Med	Radiology	Gen Surg	Other
I agree with the AMA's position on health reform.	Very satisfied	4.2%	A 5.5%	B 4.6%	C 3.4%	D 4.8%	E 3.8%	F 6.1%	G 3.2%	H 3.4%	I 5.0%	J 2.4%	K 4.0%	L 1.2%	M 1.6%	N 6.1%
	Somewhat satisfied	9.4%	13.4%	8.7%	2.0%	8.2%	7.6%	13.7%	22.6%	12.5%	5.0%	6.0%	12.0%	4.7%	8.6%	11.1%
			C					C	C							
	Neither satisfied nor dissatisfied	10.2%	12.6%	10.6%	6.1%	7.5%	10.1%	11.8%	16.1%	10.2%	10.0%	16.9%	16.0%	8.1%	10.9%	4.0%
	Somewhat dissatisfied	16.6%	18.9%	14.1%	15.0%	13.7%	17.7%	16.0%	22.6%	20.5%	10.0%	19.3%	12.0%	18.6%	18.0%	21.2%
The AMA is effective in lobbying for tort reform.	Very dissatisfied	53.1%	39.4%	56.7%	70.1%	63.0%	50.6%	47.1%	32.3%	46.6%	65.0%	47.0%	52.0%	55.8%	53.9%	48.5%
					A F G H J	A										
	Very satisfied	2.6%	3.9%	3.0%	1.4%	4.1%	.0%	4.6%	.0%	1.1%	2.5%	2.4%	.0%	1.2%	.8%	2.0%
	Somewhat satisfied	8.2%	7.9%	8.0%	5.4%	7.5%	5.1%	10.6%	16.1%	5.7%	7.5%	12.0%	8.0%	5.8%	6.3%	12.1%
	Neither satisfied nor dissatisfied	12.0%	9.4%	11.0%	5.4%	8.2%	10.1%	17.9%	22.6%	8.0%	15.0%	16.9%	8.0%	10.5%	10.2%	18.2%
Somewhat dissatisfied							C									
	Somewhat dissatisfied	16.3%	18.1%	16.3%	15.6%	14.4%	22.8%	17.9%	12.9%	12.5%	10.0%	20.5%	32.0%	12.8%	13.3%	15.2%
	Very dissatisfied	56.3%	52.0%	57.4%	68.0%	63.0%	58.2%	46.4%	48.4%	70.5%	60.0%	44.6%	48.0%	58.1%	64.1%	45.5%
				F J N						F						

Statistically Significant Differences by Specialty



		Total	Behav Med	Int Med Subspec	Anesthesiology	Surg Subspec	Emergency Med	Int Med Gen	Hospitalist	Ob/Gyn	Ophthal	Peds	Musculo-skeletal Med	Radiology	Gen Surg	Other
The AMA is effective in supporting physician practice autonomy.	Very satisfied	3.6%	A 5.5%	B 3.0%	C 2.0%	D 4.1%	E 3.8%	F 5.3%	G 3.2%	H 2.3%	I 5.0%	J 2.4%	K 8.0%	L .0%	M 2.3%	N 4.0%
	Somewhat satisfied	8.6%	7.1%	8.4%	4.8%	8.9%	6.3%	12.2%	9.7%	4.5%	2.5%	13.3%	.0%	10.5%	8.6%	11.1%
	Neither satisfied nor dissatisfied	13.3%	15.7%	12.5%	9.5%	6.2%	12.7%	17.1%	29.0%	14.8%	12.5%	15.7%	16.0%	9.3%	12.5%	14.1%
	Somewhat dissatisfied	16.3%	18.1%	14.8%	12.2%	14.4%	19.0%	17.5%	D 19.4%	21.6%	12.5%	19.3%	16.0%	18.6%	14.8%	14.1%
	Very dissatisfied	52.8%	48.8%	56.3%	65.3%	62.3%	50.6%	44.9%	35.5%	54.5%	55.0%	43.4%	56.0%	45.3%	57.8%	48.5%
	Cannot rate	5.5%	4.7%	4.9%	F 6.1%	4.1%	7.6%	3.0%	3.2%	2.3%	12.5%	6.0%	4.0%	16.3%	3.9%	8.1%
The AMA is effective in insulating physicians from intrusive government regulations.	Very satisfied	1.6%	2.4%	2.3%	1.4%	1.4%	1.3%	3.0%	.0%	.0%	2.5%	1.2%	.0%	.0%	.0%	2.0%
	Somewhat satisfied	6.7%	11.8%	5.7%	2.7%	6.8%	2.5%	7.2%	9.7%	5.7%	5.0%	8.4%	.0%	5.8%	7.8%	10.1%
	Neither satisfied nor dissatisfied	9.6%	7.1%	11.0%	4.1%	5.5%	6.3%	15.6%	19.4%	12.5%	2.5%	18.1%	12.0%	5.8%	4.7%	9.1%
	Somewhat dissatisfied	13.3%	13.4%	12.2%	8.8%	11.0%	21.5%	C 16.0%	29.0%	10.2%	10.0%	C 14.5%	20.0%	11.6%	12.5%	11.1%
	Very dissatisfied	65.0%	62.2%	65.0%	79.6%	73.3%	64.6%	55.1%	41.9%	69.3%	75.0%	55.4%	64.0%	65.1%	72.7%	59.6%
The AMA acts to protect physician reimbursement.	Very satisfied	3.2%	2.4%	1.5%	1.4%	5.5%	2.5%	6.8%	3.2%	1.1%	5.0%	2.4%	.0%	2.3%	1.6%	4.0%
	Somewhat satisfied	9.9%	9.4%	10.6%	3.4%	6.2%	15.2%	14.1%	12.9%	9.1%	7.5%	12.0%	4.0%	7.0%	10.9%	10.1%
	Neither satisfied nor dissatisfied	14.2%	18.9%	12.5%	10.2%	9.6%	15.2%	18.3%	25.8%	18.2%	12.5%	10.8%	28.0%	12.8%	7.0%	17.2%
	Somewhat dissatisfied	14.8%	14.2%	16.3%	12.2%	12.3%	21.5%	16.3%	22.6%	18.2%	10.0%	15.7%	12.0%	15.1%	10.2%	12.1%
	Very dissatisfied	53.2%	49.6%	54.8%	69.4%	64.4%	38.0%	41.4%	35.5%	50.0%	60.0%	55.4%	52.0%	51.2%	65.6%	46.5%

Statistically Significant Differences by Specialty



		Total	Behav Med	Int Med Subspec	Anesthesiology	Surg Subspec	Emergency Med	Int Med Gen	Hospitalist	Ob/Gyn	Ophthal	Peds	Musculo-skeletal Med	Radiology	Gen Surg	Other
			A	B	C	D	E	F	G	H	I	J	K	L	M	N
With which of the following statements do you MOST agree?	The AMA is a powerful advocate for physicians.	2.8%	4.8%	3.8%	2.7%	2.1%	1.3%	3.5%	.0%	3.4%	.0%	2.4%	4.0%	.0%	1.6%	3.2%
	Even though I may not always agree with the AMA's stance, it is still the most powerful and influential force for...	22.7%	30.2%	19.8%	11.6%	23.3%	26.6%	26.9%	22.6%	17.2%	17.5%	28.9%	20.0%	22.4%	16.5%	34.0%
			C					C								C
The AMA no longer represents physicians; physicians need a more representative voice.		74.5%	65.1%	76.3%	85.7%	74.7%	72.2%	69.6%	77.4%	79.3%	82.5%	68.7%	76.0%	77.6%	81.9%	62.8%
					A F N											